

# Product data sheet

## Miniature connectors

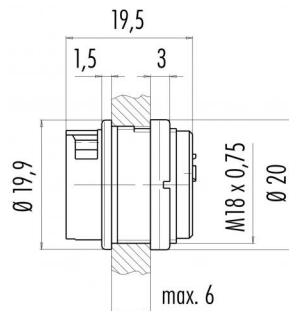


Product description	Bayonet female panel mount connector, Contacts: 24, shielding is not possible, solder, IP40
Area	Bayonet series 678
Order number	99 0672 00 24

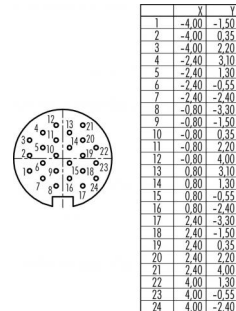
### Illustration



### Scale drawing



### Contact arrangement (Plug-in side)



You can find the assembly instructions on the next page.

## Technical data

### General values

Connector design	female panel mount connector
Connector locking system	Bayonet
Termination	solder
Wire gauge (mm)	0.14 mm <sup>2</sup>
Wire gauge (AWG)	26
Upper limit temperature	85 °C
Customs tariff number	85369010
Packaging Unit	50

### Electrical values

Rated current (40 °C)	1 A
Rated voltage	60 V
Rated impulse voltage	500 V
Pollution degree	I
Overvoltage category	III
Insulating material group	≥ 10 <sup>10</sup> Ω
Insulation resistance	shielding is not possible
EMC compliance	IP40
Degree of protection	> 500 Mating cycles
Mechanical operation	

### Material

Contact material	CuSn (bronze)
Contact plating	Au (gold)
Contact body material	PBT (UL94 V-0)
Housing material	PA
REACH SVHC	CAS 7439-92-1 (Lead)

Product description

Bayonet female panel mount connector, Contacts: 24, shielding is not possible, solder, IP40

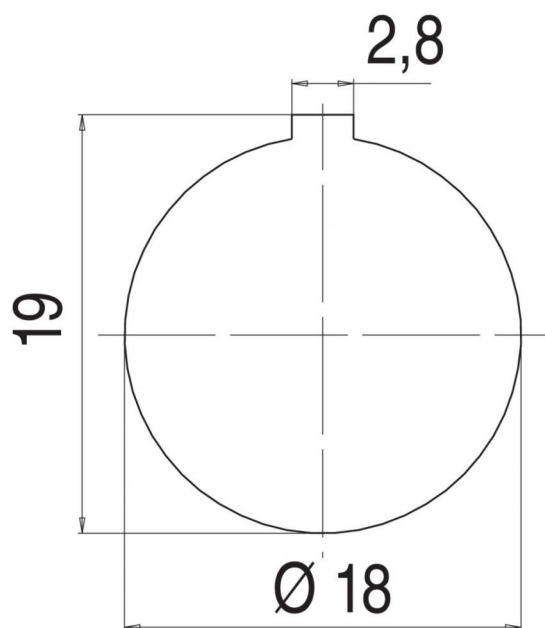
Area

Bayonet series 678

Order number

99 0672 00 24

Assembly instructions / Panel cut-out



Product description	<b>Bayonet female panel mount connector, Contacts: 24, shielding is not possible, solder, IP40</b>
Area	<b>Bayonet series 678</b>
Order number	<b>99 0672 00 24</b>

## Security notices

The connectors are designed for use in plant, control system and electrical equipment. The end user is responsible for checking whether the connectors are suitable for use in other applications.